



EXAMPLE 1 – COLD FORGED GEAR EXTRUSION




EXAMPLE 1

APPLICATION – COLD FORGING


EXAMPLE – GEAR EXTRUSION



EXAMPLE 1
APPLICATION – COLD FORGING - STRAIN
EXAMPLE – GEAR EXTRUSION



EXAMPLE 1
APPLICATION – COLD FORGING - STRAIN
EXAMPLE – GEAR EXTRUSION




EXAMPLE 1



APPLICATION – COLD FORGING - STRAIN

EXAMPLE – GEAR EXTRUSION


EXAMPLE 2 – COLD FORGED OFF CENTER PART



Station 1

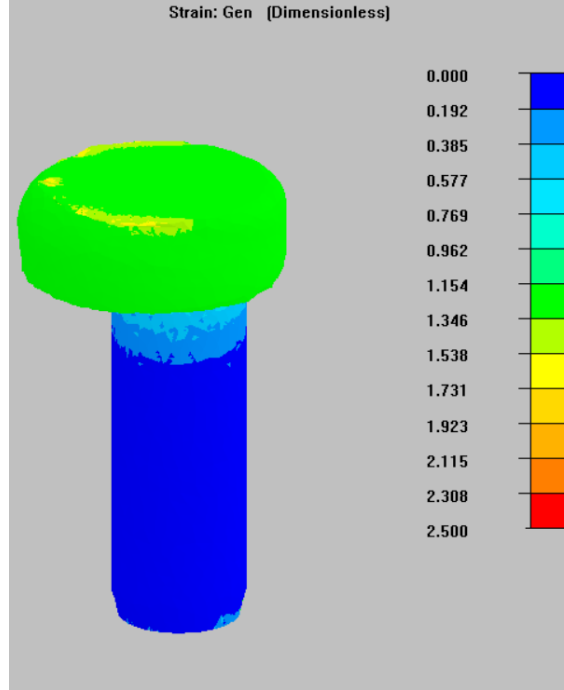


EXAMPLE 2
APPLICATION – COLD FORGING
EXAMPLE – OFF CENTER PART



Station 2

EXAMPLE 2
APPLICATION – COLD FORGING
EXAMPLE – OFF CENTER PART




EXAMPLE 2




APPLICATION – COLD FORGING - STRAIN

EXAMPLE – OFF CENTER PART

EXAMPLE 3 – HOT FORGING EXAMPLE




EXAMPLE 3
APPLICATION – HOT FORGING



TEMP (F)


400.0
542.3
684.6
826.9
969.2
1111.5
1253.8
1396.2
1538.5
1680.8
1823.1
1965.4
2107.7
2250.0



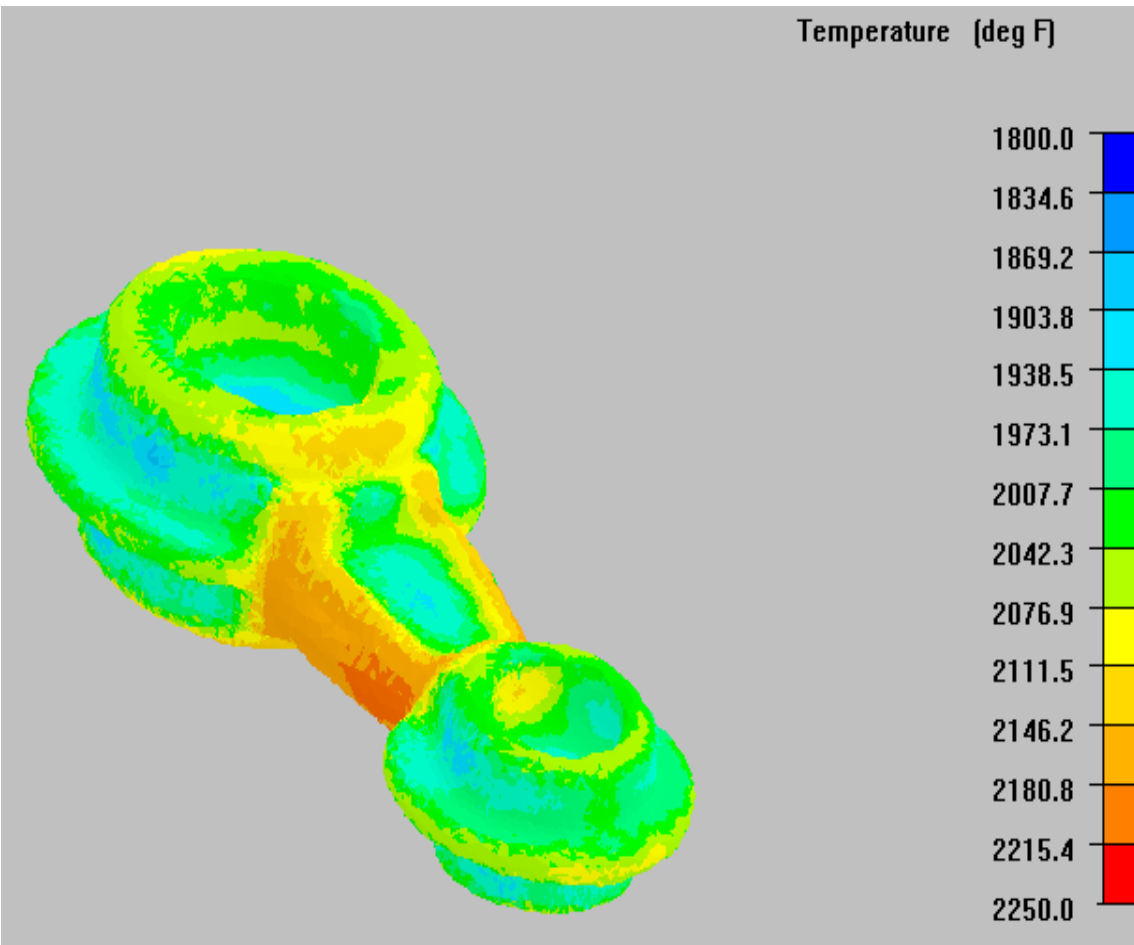
EXAMPLE 3

APPLICATION – HOT FORGING

EXAMPLE 4 – HOT FORGING EXAMPLE



EXAMPLE 4
APPLICATION – HOT FORGING OF
CONNECTING ROD




HOT FORGING OF A CONNECTING ROD

EXAMPLE 4

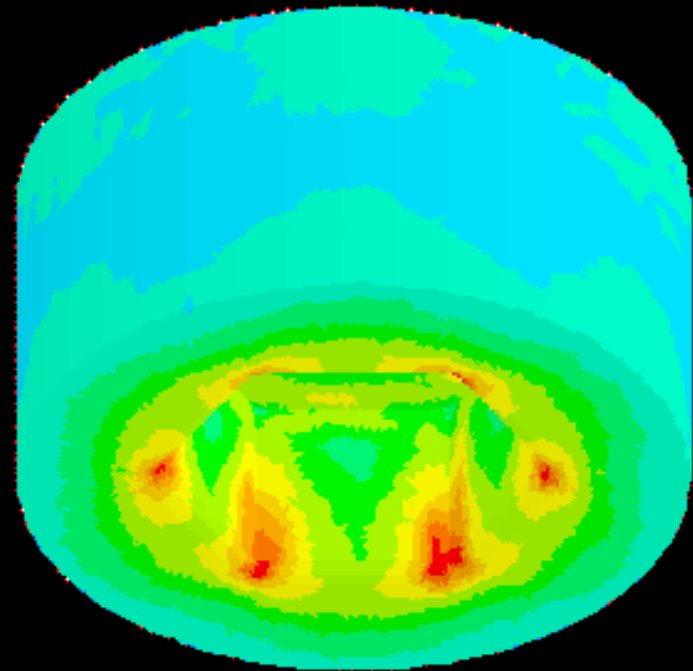
APPLICATION – HOT FORGING OF CONNECTING ROD

OTHER FEATURES AND EXAMPLES

OTHER FEATURES - TOOL ANALYSIS

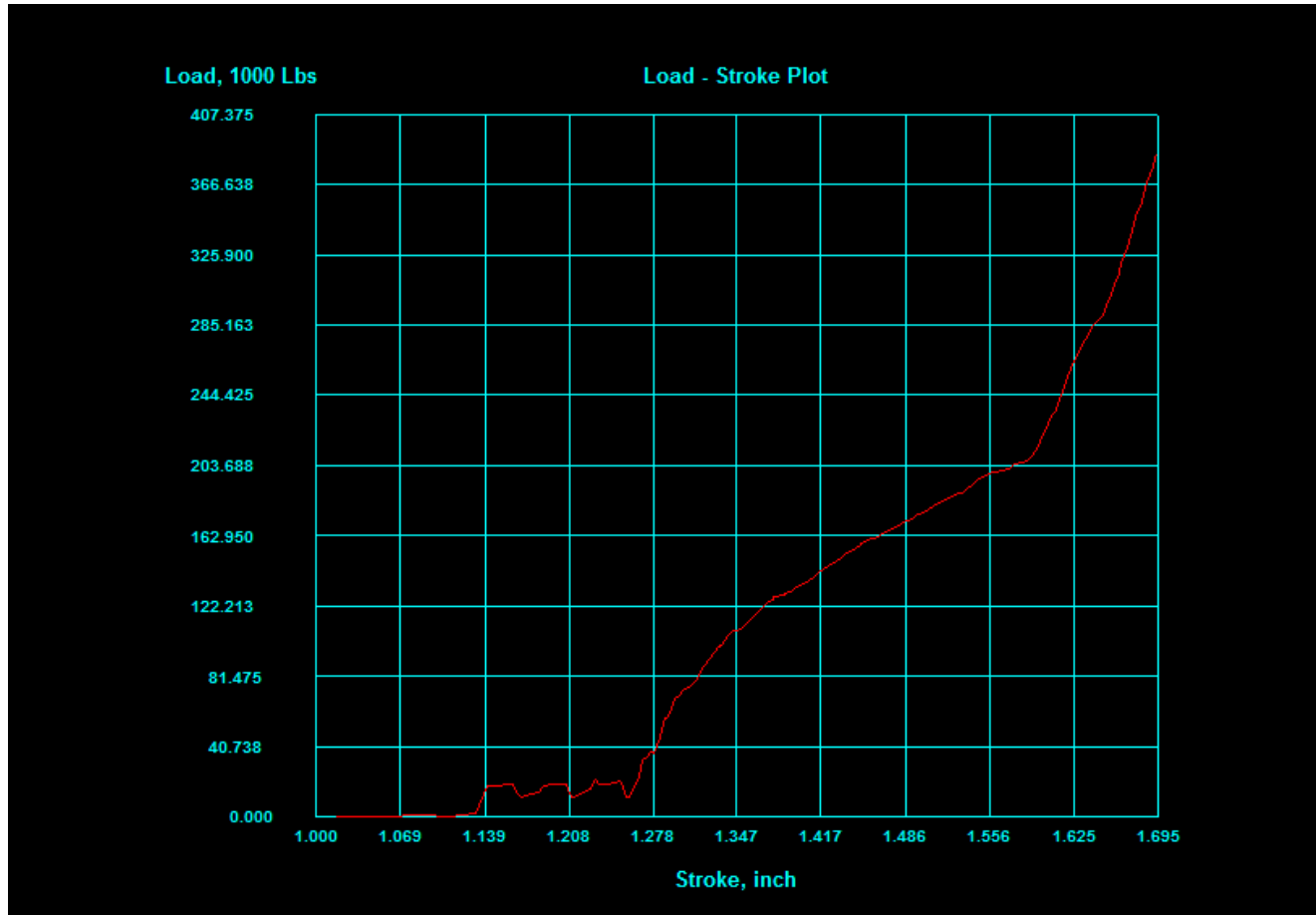


Tool Deflection





Tool Stresses



OTHER FEATURES – LOAD STROKE CURVE



OTHER APPLICATIONS – SHEET METAL



OTHER APPLICATIONS – WIRE DRAWING



NAGSIM.2D & 3D SIMULATION

